

Certain specification(s) are based on engineering calculations and are not actual measurements. Specification(s) are provided for comparison purposes only and are subject to change without notice. Specification(s) for your individual Develon equipment will vary based on normal variations in design, manufacturing, operating conditions, and other factors. Pictures of Develon units may show other than standard equipment

Powered by Innovation

develon-ce.com

HDIPBE-01-2304

©2023 HD Hyundai Infracore. All rights reserved.

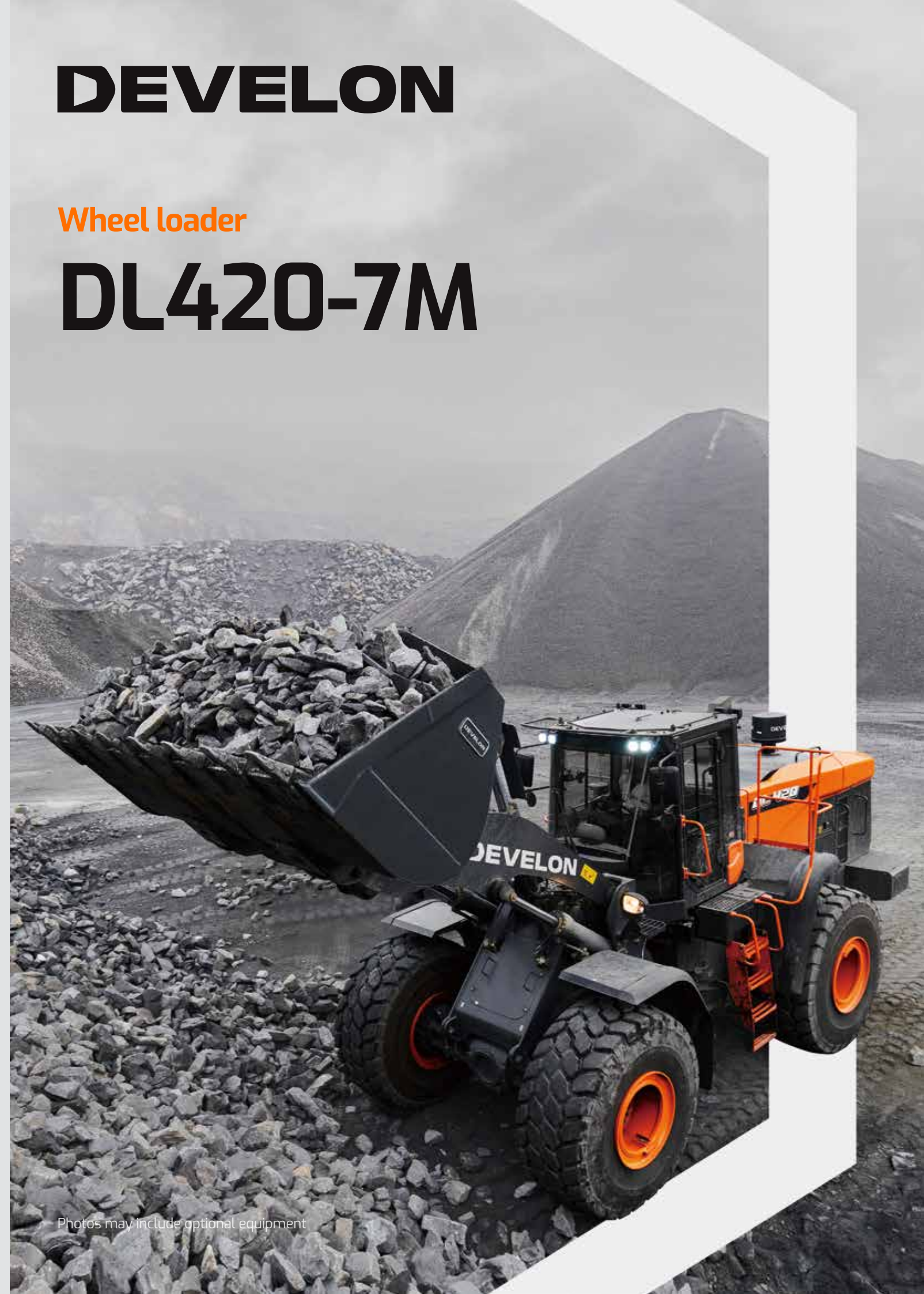


DEVELON

DEVELON

Wheel loader

DL420-7M



Photos may include optional equipment

LOADING VALUES, LIFTING YOUR BUSINESS

DL420-7M

**A Key Player for Every Construction Site,
With the Next Generation of Power and Intelligence.**

Elec. Engine



Photos may include optional equipment

The next generation of wheel loaders '7M series' are coming.
As a family of ever-evolving heritage that keeps getting better by every generation,
now DL420-7M is taking its next innovation to make your business even better.

Its presence. Imposing. Its design. Distinctive. Its power. Dominative. Its intelligence.
Advanced. Its vision. Finally come to life. Future is no more mere idealism since
DEVELON has the technique and passion to turn it into reality.

DL420-7M, fully loaded with benefits. We drew out the constant virtues from the heritage and fast
forward to the future. Predecessor's exceptional power and outstanding productivity, along with
newly added intelligent and innovative features. DL420-7M is ready to bring you the long-term gain.

Inconceivable features you didn't even know that you have ever wanted.
DL420-7M. With its heritage, overtaking the future's pace.

UNBEATABLE PERFORMANCE

Impressive breakout force and high traction force make
penetration easy and allow you to handle the hardest
materials. Power, and athletic balance of powerful hydraulic
system makes work quick and efficient.

MEET WITH EFFICIENCY MANAGEMENT

Do more with less fuel. Working modes and power modes
provided for constantly changing working conditions. Adjusts
the mode depending on the situation, for either fuel efficiency or
performance. Lock-Up function to fully and effectively deliver
the whole engine power. Situation Awareness Technology
automatically adjusts engine's output according to the result of
the real time analysis.

DESIGNED FOR COMFORT AND LONG LASTING

Every detailed feature is there for a reason. Obsessive
engineering and countless tests have proven DL420-7M's
superior quality and durability to cope with the most demanding
work environments. Its functional and intuitive in-and-out design
delivers you comfort and total control.

HEADING TOWARDS FUTURE

DL420-7M is an embodiment of DEVELON's forward thinking
and concerns about sustainability. Unique and future-oriented
connectivity harmoniously interact with intelligent assistance
systems. An investment for the future, for financial efficiency
and long term industry sustainability.

WE ARE BACK WITH NEW FEATURES

**All the Nice Features of Previous Model
Bodily Succeeded, Even Nicer Things to Come.**

5-GEAR LOCK-UP TRANSMISSION (OPTIONAL)

Featured with a torque converter lock-up. Being activated, the engine automatically connected directly to the transmission. The transmission can receive the entire engine power without hydraulic slip.

LS HYDRAULIC SYSTEM

Load sensing hydraulic system produces flow and pressure for the implement system only when needed, improving machine productivity and resulting in lower fuel consumption.

AUTOMATIC REVERSE FAN

Automatic reversible fan blows air in the opposite direction at a set interval, thus cleaning the cooling unit itself.

LSD (LIMITED SLIP DIFFERENTIAL) / HD (HEAVY DUTY) AXLE OPTION

Various axle option available for different terrain conditions to meet your needs.

STRENGTH AND INTELLIGENCE

With tremendous lift height and capacity, along with enough torque to bite into the toughest materials, DEVELON wheel loaders go a step beyond scooping, carrying and loading. It's your ticket to making harder work easier, longer days more enjoyable, and every minute more productive and profitable.

CABIN VISIBILITY

Improved visibility to the Left and right bottom section of the front windshield for easy positioning of front wheels.

ENHANCED COUNTERWEIGHT

Reinforced standard counterweight with additional counterweight option.

DEVELON FLEET MANAGEMENT (OPTIONAL)

Offering 'preventive maintenance service' based on machine operating data. Providing an expert level consultation to dealers. Functioning as fleet management tool for the customers.

NEW CLUSTER AND KEYPAD

Intuitive gauge panel and keypad enable easy access to machine settings and maintenance data. All switches and operating mechanism integrated to improve operational convenience.

ENHANCED LIS (LOAD ISOLATION SYSTEM) (OPTIONAL)

LIS Absorbs the impact on the lifting arm, cutting off the shock not to be transferred to cabin and body. Enhancing the balance, productivity and operator comfort.

NEW 8-INCH MONITOR FOR REAR-VIEW CAMERA (OPTIONAL)

Large and bright LCD monitor to view rear surroundings for safe operation. Wide angle Rear-view camera integrated into the radiator grill, offering seamless design and protection.

INCREASED OPERATOR COMFORT

The new spacious cab offers an operator-friendly environment with top-class all-round visibility. It centers around a high comfortable seat.

SITUATION AWARENESS TECHNOLOGY

Situation Awareness Technology automatically monitors the machine's operation. System itself can count and analyze operative data to adjust engine's output, in order to attain maximum fuel efficiency.



Photos may include optional equipment

PERFORMANCE, SIMPLY OVERWHELMING

Irrepressible Power with Restrained Fuel Consumption.



You are looking for wheel loader which gives seamless power, smooth stability and supreme controllability in all site. Push the limit to the point you ever thought possible. DL420-7M is featured with enhanced hydraulic system and upgraded exuberant engine power. Go a step beyond with superior lift height and capacity, along with powerful torque to bite into the toughest materials. Exceptional performance data of DL420-7M was already confirmed by its leading position in the market.

Perfect integration of power and intelligence. DL420-7M's intelligent automatic system is ready to help you achieve the performance you want with the fuel savings you need. Situation Awareness Technology monitors the machine's operation. SAT itself can count and analyze operative data to adjust engine's output. Lock-Up system is fitted in the electronic torque to hand over engine's whole power without hydraulic slip. LS system allows efficient use of power by the hydraulic system. Both in order to attain maximum efficiency and productivity.

With DL420-7M, you will be able to open possibilities up for new efficient workflows. Let's get the hard job done while saving big on fuel.

HYDRAULIC POWER STEERING

The hydraulic power steering ensures smooth steering even in the low engine speed ranges.

Z KINETICS

The Z lifting geometry is very robust and especially designed for heavy loads. Few moving parts, reduced loads, simplicity, everything contributes to good loader stability. This geometry enables very rapid bucket movements and ensures correct angle positioning in all situations. The rapid bucket dump capability makes it easier to unload adhesive materials.

ENGINE

The DL420-7M is powered by economic and powerful Scania DC13 engine. Advanced DC13 engine delivers a superior performance while still meeting the Tier III emissions regulations. High-pressure fuel injection and precise timing provide optimized fuel consumption.



FULL AUTO TRANSMISSION

The electronic powershift transmission is particularly smooth. Gear ratios perfectly spaced to give optimal speed. Giving comfort and delivering excellent traction in every working condition. Built-in electronic controls enhanced productivity and durability. Transmission has three modes of operation, 'Manual', 'Automatic' and 'Semi-Automatic'. 'Automatic' mode provides self regulative shift for all gears and 'Semi-Automatic' mode provides automatic option after the first acceleration and gear shift.



BETTER WEIGHT DISTRIBUTION

Heavier standard counterweight structure stably controls the enlarged bucket. Excellent traction power offered by optimum weight distribution. Additional counterweight supplied for options targeting the customers who need more tipping load.



IMPROVED LIS (LOAD ISOLATION SYSTEM)

In loaded traveling, the impact on the front could be transferred to the body, may give rise to equipment damage and driver uncomfortableness. LIS option absorbs tremor and minimizes swaying movement of lifting arm while the equipment carries the load. Ultimately enhancing the durability of front structure and operator's comfort.



LIMITED SLIP DIFFERENTIAL (LSD)

The machines axles are fitted with limited slip differentials at the front and rear. This automatically ensures the maximum tractive effort and easy driving over soft and muddy ground. It also reduces the risk of skidding and, at the same time, prevents excessive tire wear.



SITUATION AWARENESS TECHNOLOGY

Situation Awareness Technology automatically monitors the machine's operation. System itself can count and analyze operative data to adjust engine's output, in order to attain maximum fuel efficiency.

LS HYDRAULIC SYSTEM

LS system helps controlling hydraulic components through the electronic sensor, regarding on changing working conditions and load capacity. Also act on steering controllability improvement in boom and an arm. Provides faster response and reduces fuel consumption.

5-GEAR LOCKUP TRANSMISSION OPTION

DL420-7M is featured with a torque converter 5-gear lockup transmission option. Being activated, the engine automatically connected directly to the transmission. Combined with 5-gear lockup transmission option, the transmission can receive the entire engine power without hydraulic slip. Shifts depending on speed and travel resistance.

CUSTOMIZED FOR YOUR PREFERENCE

Attachments tailored to you

DEVELON wheel loaders are all extraordinary even if you choose not to pick on specific options. However, take a second for a look at selection of thoughtfully curated option packages, if you want to do even further. We have constantly worked on thorough analysis of your needs. DEVELON is ready to tailor a complete solution that fits you perfectly.

Maximize productivity and profitability by combining the DL420-7M with a range of durable attachments. Specialized in each of the needed option including rehandling, extraction, or any other application. Together as an integrated part of the wheel loader, all attachments effectively perform a variety of tasks and increase your productivity. Increase your versatility and perform a variety of tasks-all while experiencing faster cycle times and excellent control.



1

1. AGGREGATE BUCKET (OPTIONAL)

Fortified bucket options for handling aggregate material.



2

3. HIGH LIFT (OPTIONAL)

High Lift is equipped besides Standard Lift. Ideal for more lift height.



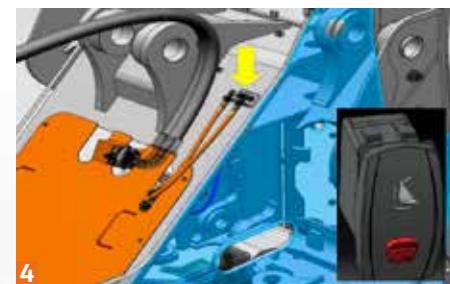
3

2. DIVERSIFICATION OF ADDITIONAL COUNTERWEIGHT (OPTIONAL)

300 / 400 / 500 kg Additional counterweight can be assembled with standard counterweight. Increases tipping load of the machine to raise.

4. QUICK COUPLER PIPING (OPTIONAL)

Add piping, valve and switch for quick coupler. Useful in quick transition of further attachments. Designed intuitively to use a quick coupler easily.



4

5. SPARK ARRESTOR (OPTIONAL)

The optional spark arrestor prevents the exhaust from igniting in explosive atmospheres, such as forestry environment.



5





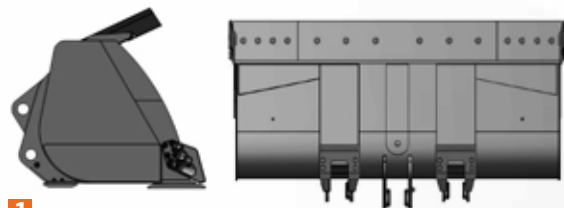
DURABILITY, WE LIVE UP TO OUR PROMISES

**Uptime Carved in Its Gene,
With Torsional Rigidity and Robust Frame Design.**

It wouldn't be DEVELON, when we bail our commitment with customers to make a reliable and durable machines. DL420-7M is built on strong foundation with superior chassis concept to build on. Flexible and robust in operation, the D type frame which shaped to add solidity. X-chassis frame designed using reliable element and formed in optimal structural integrity. Obsessive engineering and countless tests proven DL420-7M to cope with most demanding work environments. The most updated and proved single platform was applied, which has been proved and verified in diverse market.

With its suite of standard safety features, we keep operator in perkeeping the excellent performance with added durability and quality on structure components. Computer assisted design technique applied to remote possibilities in hydraulic components and frame structures. DEVELON is more than ready to provide an especially robust, resilient equipment that is optimally prepared for use for almost any construction challenge.





1

1. REINFORCED BUCKET

The lower and side panels of the bucket have been reinforced with additional plates (standard). Reinforcement applied at both sides and at lower panel.



2

2. SINTERED TYPE BRAKE DISC

Paper type brake disc changed to sintered type. Axle endurance figure enhanced with the compact sintered type disc. Besides using semipermanent material, replacement cycle of maintenance components extended. Cutting down the machine downtime and ensures long hours of operation.



3

3. RADIATOR GRILL WITH STEEL STRUCTURE

The radiator grill with its aerodynamic steel structure increases air flow which facilitates cooling and the maintenance process.



4

4. ENHANCED TRANSMISSION DAMPER

Enhanced performance of Transmission damper. Quality improvement in both equipment serves low noise and vibration level, during the drive.



5

5. PROPELLER SHAFT

A protective cover has been installed to protect the oil seal from dust, foreign objects and premature wear. Robust steel suspension provides excellent transmission of power and ensures reliable stability.



6

6. IMPROVE ENGINE DURABILITY BY TECHNOLOGICAL IMPLEMENT

Water separator in fuel to prevent engine damage. Large capacity forced air cleaner removes over 99% of airborne particles, reducing the risk of engine contamination and lengthen the cartridge change intervals.

7. APPLIED MORE RIGOROUS QUALITY STANDARD

All key components meet the increased new quality standard. Applying DEVELON single platform, which verified in advanced market.



8

8. ORFS-ALL PORTS

Fitted even in pilot line and pressure line.



9

9. REMOTE AXLE BREATHER

Increased the length of front axle breather for prevention of pollution from particle matter. Added additional remote type axle breather on rear axle.



10

10. LARGE CAPACITY TRANSMISSION OIL COOLER

The large capacity transmission oil cooler ensures durable and stable operation of transmission.



11

11. INCREASED AXLE DURABILITY

The brake discs have been repositioned to the rear part of the reduction gear, where rotation speed is lower. Discs are exposed to a lower RPM and heat generation, resulting in longer life span. Automatic disc clearance be maintained at the optimum level at all time. Prevents any lag in brake response.

FOR THE ENHANCEMENT OF YOUR WORK LIFE

Aesthetic Which Lies in Its Functionalism, Complexity Refined Into Simplicity

Time to focus on what you really need to see. Full package of technology and engineering distilled into simple and intuitive features to help you to center on important work.

Every feature is there for a reason. Nothing more to take out of, nothing less to be gained with. Formed to feel high technology natural and simple. With a broad range of functions and operating information minimized into a intuitive gauge panel installed right in front of operator. Operational ease guaranteed by integrated and adjusted switches. Main functions can be controlled conveniently and by multifunction steering column. Intelligent assist system and uncluttered design accentuates operator to concentrate on work without being distracted.

We also left beauty of space exclusively for you to fill with. In your own office feel free to take the rest in the way you want. Enjoy your enhanced personal space with completely re-designed cabin interior with climate control systems, air suspension seat and various convenient features. All elements provided to ensure the operator to work in safe and comfortable condition no matter the working environment is. The new state of the art workplace. Ready to treat you without reservation.



SPACIOUS CABIN COMFORT

Refined interior with enhanced legroom and storage space guarantees a serene ride to you. Equipped with high-class designed upholstery and thoroughly changed comfort accessories.

SMALL DETAILS ADD THE FEELING OF REFINEMENT

Ergonomically re-designed brake pedal and non-slip floor mat equipped. Heating and ventilation, Air conditioning system upgraded for pleasant environment. USB charger and sunglass case is also equipped for additional comfort. Rear sun visor is also equipped for UV protection.

EASY ENTRY AND EXIT

Grab handles and offset steps with slip-resistant surfaces provide safe and easy access to and exit from the cabin. The door opens 180° - and can be locked in the open position to provide a wide opening for moving in and out of the machine.



1. ALL AROUND VISIBILITY

Enlarged front windshield assures best possible all-around visibility. Panoramic cabin windows and adjustable seat position assists on safety and controllability promotion via enhanced lower part of visibility on side position. In crowded city streets or in hazardous construction workplace, operator can get better control and command of surroundings.

2. ERGONOMICALLY DESIGNED PEDAL

Ergonomically designed pedals placed at both ends. Pedal angle adjusted to relieve the pressure on ankle and joints, reducing fatigue and to lessen the load of operator.

3. CABIN BOOK LAMP

Book lamp placed near the cabin door to secure operator's visibility by preventing the shadow. This new book lamp contributes to enhanced safety through improved illumination of the way. Enhances driving comfort and safety.

4. CENTRAL GAUGE PANEL

A new gauge panel put essential information right in front of the driver. The compact central monitor panel allows the operator the perfect overview of the machine status and warning lights at a single glance.

5. THUMBWHEEL JOYSTICK

Joystick enables united and intuitive control of your wheel loader.

6. SWITCH PANEL / KEYPAD

The ergonomically laid out switch panel in line with the natural movements of the body allows for convenient operation.

7. REAR VIEW CAMERA

Rear-view camera keep watch in ways beyond operator's sight. LED lights attached on each side for the clear identification.

8. ADAPTIVE POWER MODES

Three different power modes give you precise control over the powertrain. Adjust the mode depending on the working situation, for either fuel efficiency or performance, with only a few taps.

9. CENTRAL MONITOR PANEL

The compact central monitor panel is ergonomically designed and allows the operator to monitor the status and warning lights at a single glance.

10. AIR-SUSPENSION SEAT (OPTIONAL)

Air-suspension seats provide more comfort and support for the operator.

- 1. All Around Visibility
- 2. Ergonomically Designed Pedal
- 3. Cabin Book Lamp
- 4. Central Gauge Panel
- 5. Thumbwheel Joystick
- 6. Switch Panel
- 7. Rear View Monitor (Optional)
- 8. Adaptive Power modes
- 9. Central Monitor Panel
- 10. Air-Suspension Seat (Optional)



NO MORE WASTE ON MAINTAINCE

Free of Problem, Long Term Gain

A workhorse which never stops. DL420-7M facilitates features for machine to operate in best condition at long intervals by ensuring short and easy maintenance procedure.

You can get out of a laborious duty maintaining the equipment, hand your position over to machine. DL420-7M is intelligent enough to take care of itself. Optional AGS (Auto Greasing System) automatically lubricate the main pin points while the machine is still working. Optional Automatic Reversible Fan which is tolerant for various harsh region allows self-cleaning of the cooling units and lengthen the change intervals. Get back to work fast. We are there for you, always connected. To cut short on machine downtime, familiar and intuitive DEVELON Fleet Management provides you the operational data in an hourly cycle. You can carry out preparatory checks at anytime and anywhere. You can check most of the functions outside the equipment.

Thoroughly concentrate on your main work. DEVELON helps you to turn a profit in long term.





1. CENTRAL JOINTS

Easy access on articulation joints, essential for the AGS (Auto Greasing System, Optional).

2. TRIPLE-ELEMENT AIR FILTER

The forced-air cleaner removes 99% of particles and is backed up by a turbo pre-filter. Cleaning and cartridge replacement are only needed at long intervals.

3. AUTOMATIC REVERSE FAN

The optional reversible functionality of the fan, which blows air in the opposite direction, allows self-cleaning of the cooling units. Reducing the risk of contamination and Lengthen cleaning intervals.

4. SINGLE LAYER COOLING MODULE RADIATOR

Applied Single layer cooling module structure. Simple structure made easy for cleaning.

5. TRANSMISSION FILTER

Transmission filters located in easy reach. Like the rest of the machine's service components, can be checked from ground level.

6. REMOTE GREASING LUBRICATION PORTS

Front pins can be lubricated from the outside of the machine. Enable to skip the unnecessary procedure of struggling to reach the unapproachable lubrication ports, including crawling under the machine.

7. AGS, AUTO GREASING SYSTEM (OPTIONAL)

Automatic lubrication system controls greasing when the machine is in operation. Grease flows from pump to be proportionally supplied in needed points. Grease can be injected in any event, no matter the circumstances or environment. Resulting in more machine uptime and reduced stress for maintenance.

8. OIL BATH CLEANER (OPTIONAL)

Wet-type pre-cleaner provides better filtering in dusty environments. Also increase maintenance interval resulting in more uptime.

9. WATER SEPARATOR

Water separator comes standard to allow the engine to perform at its' top condition regardless of fuel quality.

10. ENGINE OIL/COOLANT DRAIN PORT

Remote type drain ports makes it easier to replace engine oil/coolant.

11. HVAC FILTER ACCESS

Heating, Ventilation and Air Conditioning system is positioned on the outside of the cabin for easier maintenance. Allowing quick replacement on filters and enhancing daily maintenance check easier.

12. DEVELON FLEET MANAGEMENT

Upgraded DEVELON Fleet Management provides fuel consumption data, error code, parts replacement interval information. Via DEVELON Fleet Management, you can always monitor the operating data, anytime or anywhere. Optimized for routinely check to prevent machine troubles and down time.

13. SIGHT GAUGES

Well-located, yet easily visible sight gauges for the hydraulic oil and radiator coolant allow easy daily checks while reducing the risk of contaminants entering the systems.



MY DEVELON

Telematics Service (OPTIONAL)

TELECOMMUNICATIONS Data flow from machine to web



TELEMATICS TERMINAL

The terminal device is installed and connected to a machine to get machine data.

TELECOMMUNICATION

DEVELON provides Dual mode (Cellular, Satellite) communication to maximize communication coverage

MY DEVELON

Users can monitor the machine status from DEVELON Website & Mobile App

TELEMATICS SERVICE BENEFITS DEVELON and dealer support customers to improve work efficiency with timely and responsive services

CUSTOMER

Improve work efficiency

- Timely and preventive service
- Improve operator's skills by comparing work pattern
- Manage fleet more effectively

DEALER

Better service for customers

- Provide better quality of service
- Maintain machine value
- Better understanding of market needs

DEVELON

Responsive to customer's voice

- Utilize quality-related field data
- Apply customer's usage profile to developing new machine

MAIN FUNCTIONS (WEB/APP) DEVELON Telematics Service provides various functions to support your great performance



OPERATION

You can easily access and manage equipment information and maintenance costs on the platform anytime, anywhere. Retrieve details such as location, uptime, utilization, and fuel costs based on field data, enabling efficient work planning by considering the progress at the job site.



HEALTH

Based on reliable manufacturer information, you can have checklists for each usage cycle and receive replacement cycle reminders for consumable parts. In the event of equipment defects, you will receive notifications and can request service immediately. This ensures swift service support from certified DEVELON dealers and minimizes machine idle time.



E-COMMERCE

You can purchase a variety of digital products and certified genuine parts for your equipment online. Elevate your experience by subscribing to our exclusive digital services.



LIBRARY

Saving your time to find all the documents about your equipment. We provide monthly operation reports, manuals, parts books and more. This helps you to access to a wide range of information and knowledge of your equipment.

*This service can be accessed in certain countries, and the scope of service may differ depending on your country and region.

GLOBAL PARTS NETWORK

QUALITY-PROVEN MAIN COMPONENTS

Develon provides fast and precise worldwide delivery of genuine Develon parts through its global PDC (parts distribution center) network.



GLOBAL NETWORK

The global network of the GPDC (Global Parts Distribution Center) maximizes its fill rate by making sure that each center is stockpiled with all the critical parts required for businesses in its area. The network also minimizes the time and costs required for parts delivery by positioning PDCs close to major markets around the world. Develon PDCs communicate with customers in their time zone, informing them that they are open for operation, and deliver parts to them as early as possible.

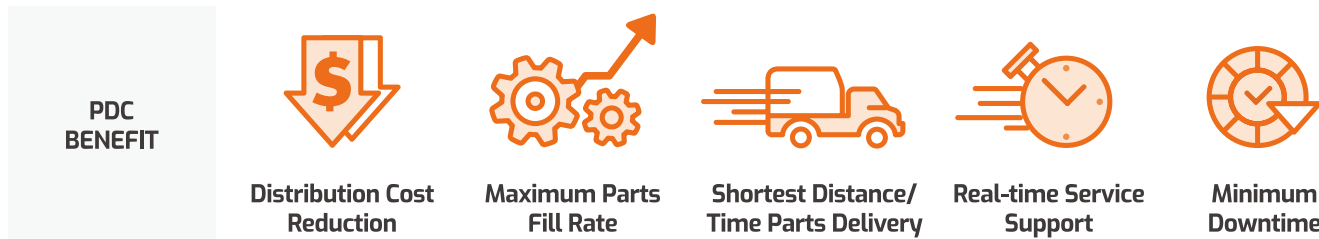
THE GLOBAL PARTS DISTRIBUTION CENTER NETWORK

PDCs had been set up as shown below, including Mother PDC in Ansan, Korea. The ten other PDCs include one in China (Yantai), three in USA (Atlanta, Seattle and Miami), two in Europe (Germany and the UK), one in the Middle East (Dubai), two in Asia (Singapore and Indonesia) and one in Brazil (São Paulo).



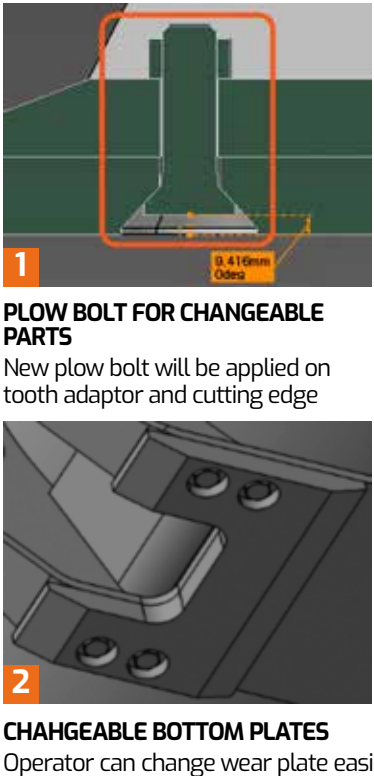
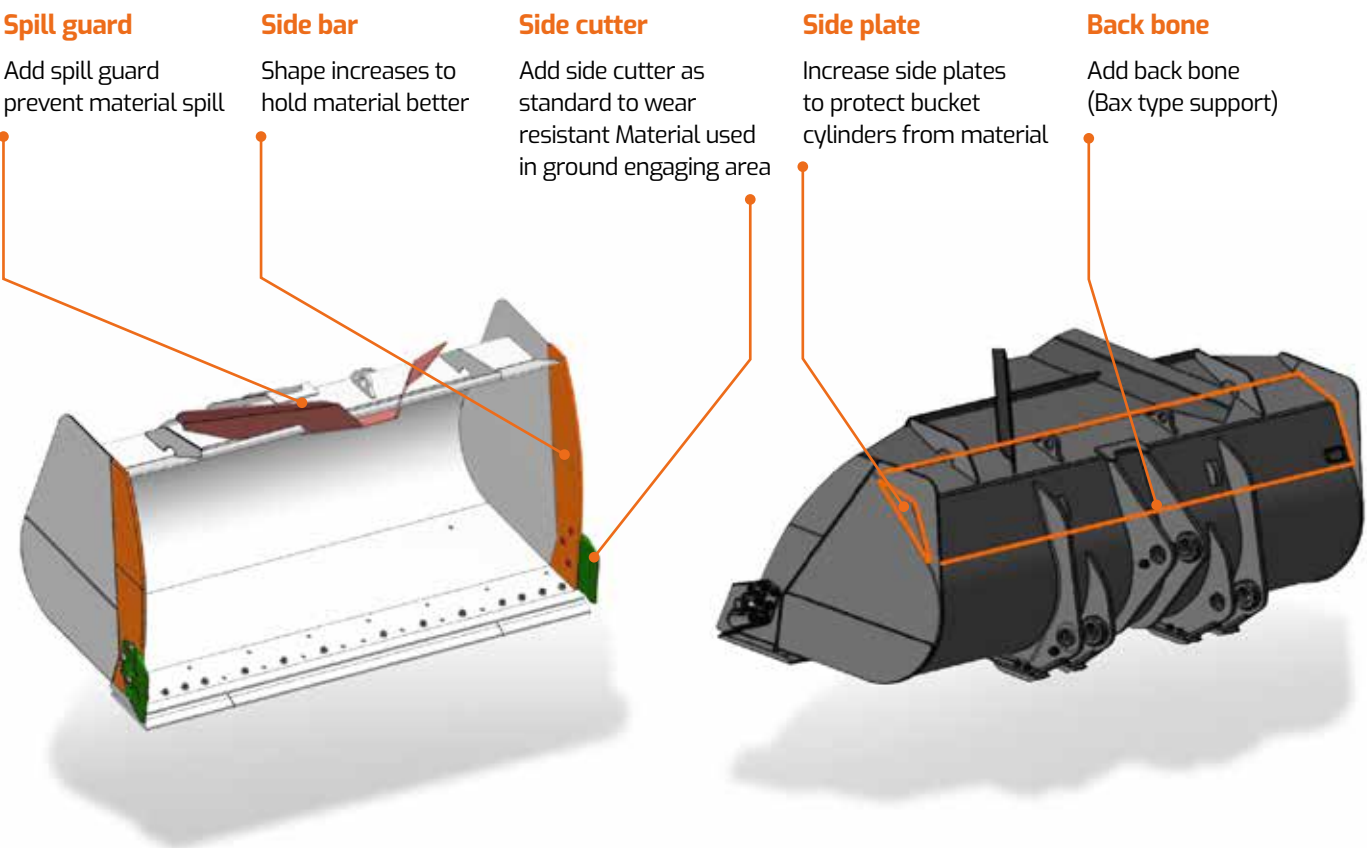
MPDC : Mother Parts Distribution Center

PDC : Parts Distribution Center



ATTACHMENTS

Aggregate bucket is the most commonly used bucket in the construction equipment market and is designed mainly for use in heavy construction but also used in low density mining and quarry application.



BUCKETS

	DLGP42	DLLM42	DLVR42
WEIGHT (kg)	2,080	2,760	2,720
CAPACITY (m³)	3.9	7.0	3.9



QUICK COUPLER

	DLQC42
WEIGHT (kg)	760



PALLET FORK

	DLPF42
WEIGHT (kg)	1,630
LENGTH (inch)	60
OPERATING WIDTH (mm)	600~2,160



LIFTING ARM

	DLLA42
WEIGHT (kg)	800
LOAD (kg) (REACH (m))	3,500 (3.9) / 2,500 (5.4) / 1,500 (6.9)



General Purpose

General purpose grapples is an all-round grapple for handling and sorting entire trees or for grabbing single stem.



Tropical

tropical timber grapples are very wide with two separate clamping arms to hold large, heavy items securely, principally intended for handling large diameter and high density tropical type timbers.



Sorting

sorting type grapple has relatively long and straight tines so the grapple can be easily filled when loading from stacks or sorting bunkers. Both the Unloading and the sorting grapple can be fitted with a hydraulic heel/kick out.

LOG GRAPPLE

	General Purpose	Tropical	Sorting
WEIGHT (kg)	2,250	2,700	2,550
LOG DIA. Ø (mm)	400	1,100	1,400

TECHNICAL SPECIFICATION

ENGINE

The high performance Scania DC13 6 cylinder, direct injection, turbo charged, air-air intercooler engine offers low fuel consumption and low exhaust emissions, which are well below the requirements of the Phase III legislation	
-GROSS SAE J1995	
Rated Power	
SAE J1995, gross 257 kW @1,800 rpm SAE J1349, net 257 kW @1,800 rpm	
Max Torque	
169.68 kgf.m (1,664 N.m) @ 1,400 rpm	
Displacement	
12,700 cc (774 cu.in)	
Bore x stroke	
Ø 130 x 160 mm	
3 stages Air cleaner including a very efficient pre-cleaner, main and safety elements.	
Battery	
System voltage : 24 V	
Quantity : 12 V x 2	
Capacity (AMP) : 200 Ah	
Starter power	
24 V / 6.0 kW	
Alternator output	
28 V / 100 A	

AXLES

The front and rear axles with planetary hub reductions are built on the base of very reputed components. Fitted as standard, the front and rear limited slip differentials, ensure the traction is optimal in all circumstances.	
Type	
Fully floating planetary-type	
Limited slip Differential (front and rear)	
30 %	
Oscillation angle	
+/- 12°	
Brake	
Dual circuit multi-plate wet discs. Hydraulic actuation with pump and accumulator. The sintered metal brake discs extended discs service intervals : increased three times A spring applied and hydraulically released parking brake is mounted on the transmission shaft.	
TRANSMISSION	
"Full Power Shift" transmission. It can be used in manual or automatic modes. This transmission is based on components having excellent worldwide reputations. It is equipped with a modulation system allowing soft gear shifting and inversion of travel direction. Safety devices also protect the transmission of bad operations. The gear and direction shifting is operated by a single lever to the left of the steering wheel. A travel direction control is also mounted on the hydraulic joystick. (Optional) The transmission can be de-clutched by the operation of brake pedal to increase the power available to the hydraulic pumps. A safety device prevents the starting of the engine when not in neutral.	
Torque converter	
Type : Single stage, one phase, Stall ratio : 3.01	
Travel speed, kph	
Forward : 7.0 · 11.9 · 18.3 · 37.6 (1/ 2 / 3 / 4) Reverse : 7.0 · 11.9 · 26.0 (1 / 2 / 3)	

HYDRAULIC SYSTEM

The hydraulic system uses tandem vane pumps with automatic wear compensation.	
Pilot actuation with standard single lever. Automatic arm kick-out is standard. All of hydraulic lines are equipped with special seals (ORFS)	
Max flow main	
266 / 210 / 58 ℓ/min (70.3 / 55.5 / 15.3 gal/min)	
Working Pressure	
320 bars	
Pressure of the pilot circuit	
35 bars	
Filtration capacity on the return line	
10 microns	
Loading cycles time	
Lifting speed (loaded) : 6.3 seconds Dumping speed (loaded) : 1.6 seconds Lowering speed (empty) : 2.7 seconds	

OPERATOR'S CABIN

The modular cab allows excellent visibility in all directions. The optimal ventilation is obtained by numerous ventilation outlets. Touch buttons control the air re-circulation air conditioning and heating systems. The air of the cabin is filtered.	
All necessary information for the operator are centralized in front of operator.	
The main functions are actuated via switches located on a console at the right of the operator.	

Generous storage places are well located. The cabin, mounted on viscous element and equiped with an air suspended seat, offers a better comfort for the operator.	
Access door : 1	
Emergency exits : 2	
The cab conforms ROPS ISO 3471 and FOPS : ISO 3449	
Guaranteed external noise level Lwa (following ISO 6395) 106 dB(A)	
Guaranteed inside of cabin noise level Lpa (following ISO 6396) 74 dB(A)	

STEERING

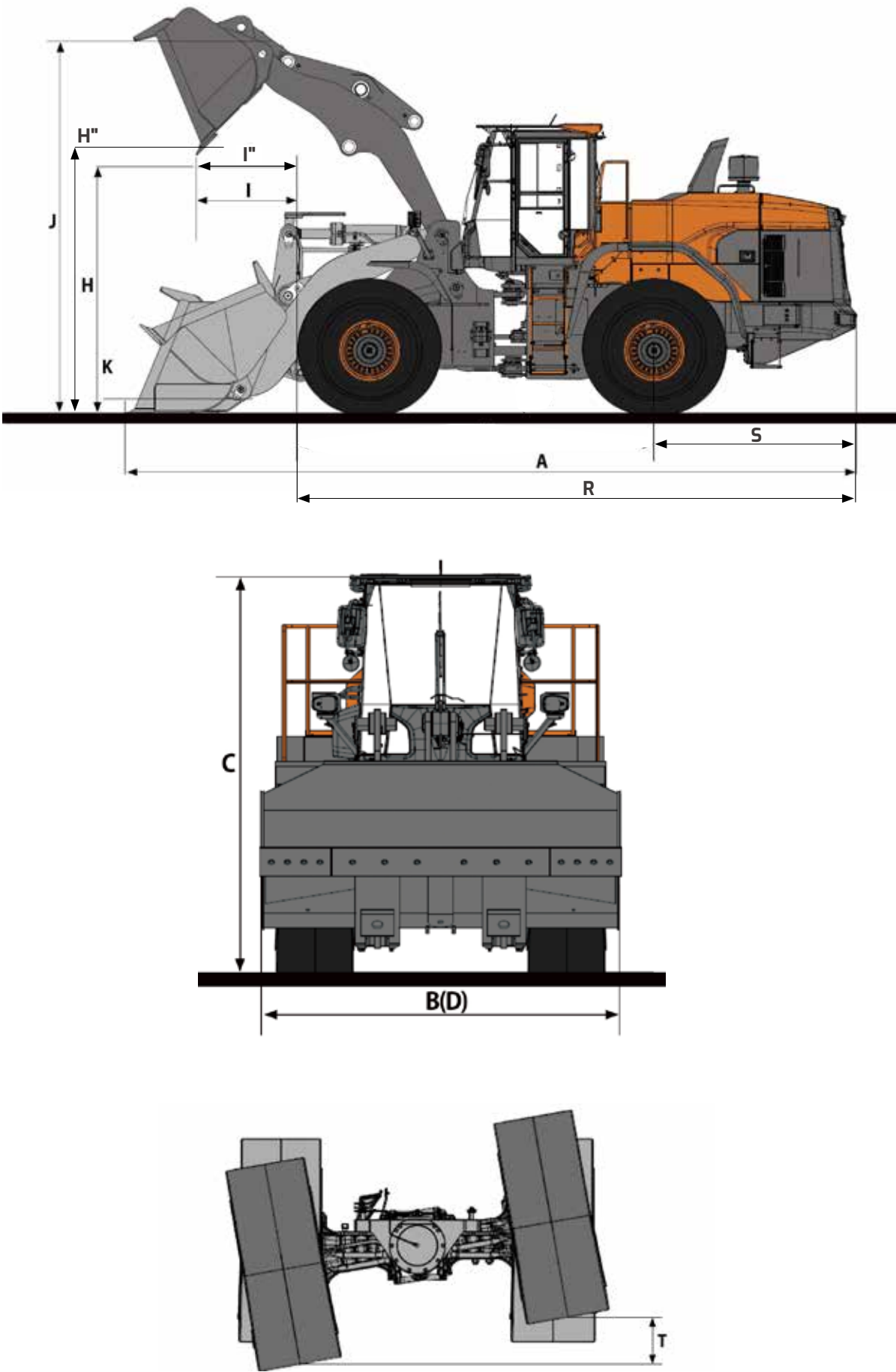
The steering system is a load sensing type with a flow amplifier and a priority valve.	
Steering angle	
40°	
Oil flow	
210 ℓ/min (55.5 gal/min) @ 2,000 rpm, high	
Working pressure	
205 bars	
Steering cylinders (2)	
bore x stroke : 100 x 450 mm Emergency steering system with hydraulic pump driven by electric motor. (Optional)	
LIFTING SYSTEM	
The lifting system with two cylinders and Z configuration is designed for the toughest jobs. The breakout force is very important and the bucket movements are fast. The bucket angles are well kept in good positions on all the range of bucket movement.	
Lifting cylinders (2)	
bore x stroke : 150 x 795 mm	
Bucket cylinders (1)	
bore x stroke : 160 x 615 mm	
MAINTENANCE	
Maintenance is easy due to excellent access. The radiator fan swivels to aid cleaning. The transmission is electronically controlled. An error coding system allows easy diagnosis of the systems and proper intervention.	
Engine (oil) - 45 ℓ (11.9 US gal) Radiator (cooling liquid) - 51.6 ℓ (13.6 US gal) Fuel - 318 ℓ (84.1 US gal) Hydraulic oil - 223 ℓ (59.0 US gal) - ST Gear box and torque converter - 54 ℓ (14.3 US gal) Front axle - 42 ℓ (11.1 US gal) Rear axle - 40 ℓ (10.6 US gal)	

OPERATIONAL DATA

BUCKET TYPE		General purpose		Aggregate Handling					High Lift Arm
BUCKET MOUNT		PIN ON	PIN ON	PIN ON	PIN ON	PIN ON	PIN ON	PIN ON	
Configuration	Unit	Teeth	Bolt-on edge	Segment edge	Bolt-on edge	Bolt-on edge	Segment edge	Bolt-on edge	
Capacity heaped ISO/SAE	m³	3.9	4.1	4.2	4.2	4.2	4.7	5.0	
Bucket width	D	mm	3,200	3,200	3,270	3,270	3,354	3,354	3,300
Breakout force	kN	198	184	165	164	168	167	158	-7
Static tipping load (straight)	kg	17,890	17,585	16,915	16,845	16,380	16,770	16,135	-2,985
Static tipping load (at full turn)	kg	15,785	15,115	14,920	14,860	14,845	14,795	14,235	-2,630
Dump height (at 45°) ¹⁾ (at fully raised)	H(H")	mm	2,950	3,055	2,960	2,800	2,925	2,765	2,835
Dump reach (at 45°) ¹⁾ (at fully raised)	l(l")	mm	1,365	1,255	1,350	1,490	1,385	1,525	1,390
Dump height (at max. dump) ¹⁾		mm	655	795	675	470	625	420	540
Dump height (at max. dump) ¹⁾		mm	1,470	1,425	1,465	1,520	1,480	1,535	1,445
Digging depth		mm	100	100	100	110	100	110	160
Height at bucket pivot point	J	mm	4,265	4,265	4,265	4,265	4,265	4,265	4,265
Max. tilt angle at carry position	K	deg	48	48	48	48	48	48	48
Max. tilt angle at fully raised	M	deg	63	63	63	63	63	63	63
Max. tilt angle on ground		deg	44	44	44	44	44	44	44
Max. tilt angle at max. reach		deg	59	59	59	59	59	59	59
Max. dump angle at max. reach		deg	72	72	72	72	72	72	72
Max. dump angle on ground		deg	65	65	65	65	65	65	65
Max. dump angle at fully raised	L	deg	46	46	46	46	46	46	46
External radius at bucket edge	Q	mm	7,020	6,980	7,045	7,110	7,100	7,160	7,110
Ground Clearance at 12° oscillation	T	mm	480	480	480	480	480	480	480
Rear Axle to Counter weight	S	mm	2,475	2,475	2,475	2,475	2,475	2,475	2,475
Overall length without bucket	R	mm	7,505	7,505	7,505	7,505	7,505	7,505	7,505
Overall length	A	mm	8,985	8,836	8,965	9,180	9,015	9,230	9,085
Operating weight	kg	22,745	22,825	23,120	23,170	23,205	23,240	23,605	23,605

1) Measured to the tip of the bucket teeth

DIMENSIONS



STANDARD AND OPTIONAL EQUIPMENT

STANDARD EQUIPMENT

Engine
<ul style="list-style-type: none">• Scania DC13 engine• Air cleaner - Double element cartridge + Cyclone filtration in prior stage• Fuel filter - Main fuel filter and fuel pre-filter with water separator• External drains for engine oil and coolant changes• Hydraulic radiator fan• Fuel filler pump
Hydraulic System
<ul style="list-style-type: none">• Hydraulic control valve - 2 spool• Hydraulic main pump - 3 Piston Pumps• Hydraulic control levers• Boom kick out - Automatic• Bucket return to dig - Automatic• Automatic reverse Fan
Cabin and Interior
<ul style="list-style-type: none">• 12V power socket• Double filtered air cab• Air conditioner and heater with recirculation function• Dual Cup holder• USB Charging Port• Tinted glasses• Sunglass Case• Floor mat• AM / FM Radio + MP3 (USB)• Windshield washer front and rear• Windshield wipers front and rear• Cigarette lighter• Multiple storage compartments• Front/Rear Sun visor• Glass antenna• Seat - Mechanical suspension• ROPS cabin - ISO 3471• FOPS cabin - ISO 3449• Adjustable steering column• Rear view mirrors - Interior 1• Rear view mirrors - Exterior 2

* Standard specification and options may vary by country.
** Specification is subject to change without prior notice for quality enhancement.

Eletrical and lighting
<ul style="list-style-type: none">• Battery cut-off switch• Working light - Front 2 + Rear 2• Driving light - Low and high beams• Tail indicators - Stop/Turn/Positioning Lamp• Reversing alarm• Electric horn• Alternator - 24 V, 80 A• Self-diagnostic system
Linkage
<ul style="list-style-type: none">• Z-bar loader linkage
Drivetrain and Brake system
<ul style="list-style-type: none">• Gear shift switch - Manual, Auto 1-4, Auto 2-4• Kickdown and travelling direction selection• Starting safety system• Dual brake circuits with accumulator• Dual service brake pedals• Secondary brake system• Parking brake - Electrical, hydraulic• Differential - Limited slip
Steering system
<ul style="list-style-type: none">• Load sensing steering system
External equipment
<ul style="list-style-type: none">• Fender

OPTIONAL EQUIPMENT

Some of these optional equipments may be standard in some markets. Some of these optional equipments cannot be available on some markets. You must check with the local DEVELON dealer to know about the availability or to release the adaptation following the needs of the application.

Hydraulic System
<ul style="list-style-type: none">• Hydraulic Oil - VG32 Cold Weather• Hydraulic Oil - VG46 Normal Weather• Hydraulic Oil - VG68 Tropical Weather• Hydraulic control valve - 3 spool• Load isolation system (LIS)• Hydraulic control levers - Mono• Hydraulic control levers - FNR• Quick coupler piping and switch
Cabin and Interior
<ul style="list-style-type: none">• Seat - Air suspension with heater• Camera - Rear view• Cabin Handrail and platform to clean front windshield
Eletrical and lighting
<ul style="list-style-type: none">• License lamp• Beacon - Rotating• LED working lamp• Heated side mirrors• High Sound Pressure Horn
Linkage
<ul style="list-style-type: none">• Z-bar high lift loader linkage

Drivetrain and Brake system
<ul style="list-style-type: none">• LSD / HD Differential• Thermostat• Axle Oil Cooler
Steering system
<ul style="list-style-type: none">• Emergency steering pump
External equipment
<ul style="list-style-type: none">• Fender - Full fender + rubber protector• Fender - Rubber protector• Wheel chocks• Underguard Kit• Additional counterweight - 0.3 / 0.4 / 0.5 ton• Tool Kit• Wet-type pre-cleaner• Spark arrestor• AGS (Auto Greasing System)• Fuel Filler Pump